

# Future World Annuity Aware Fund

Unit-Linked Life Insurance Reported in GBP (Gross of charges)



## FUND AIM

The Fund aims to improve potential outcomes for investors likely to purchase fixed annuities by providing a diversified exposure to assets that reflect the broad characteristics of investments underlying a typical traditional level annuity product, incorporating Environmental, Social and Governance ("ESG") considerations as part of the investment strategy.

## WHO IS THIS FUND FOR?

- The trustees of UK registered and certain non-UK registered defined benefit or defined contribution occupational pension schemes, which may be classified as either retail clients or professional clients.
- Although investors can take their money out at any time, the recommended minimum holding period is 5 years.
- Please refer to your professional advisor who should be able to advise you on the suitability of this fund for your scheme.

Further information on Fund Characteristics can be found on page 2

Further ESG information on page 3

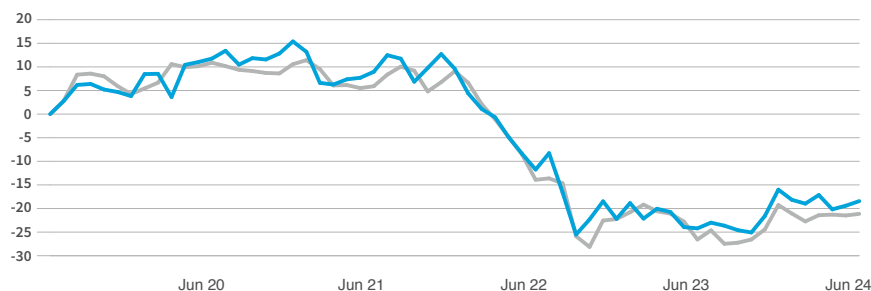
## FUND FACTS

Fund size <b>£1,679.4m</b>	Base currency <b>GBP</b>	Comparator <b>FTSE Annuities Index</b>
Launch date <b>Nov 2003</b>	Domicile <b>United Kingdom</b>	

### Comparator note

A customised index which is based on FTSE Annuity indices. It comprises a blend of FTSE Annuity indices that reflect the representative annuitant profile

## PERFORMANCE (%)



	YTD	3m	6m	1y	3y	5y
■ Fund	-2.88	-1.55	-2.88	7.62	-9.21	-3.99
■ Comparator	-2.32	0.36	-2.32	7.39	-9.36	-4.64
Relative	-0.56	-1.91	-0.56	+0.23	+0.15	+0.65

## CALENDAR YEAR PERFORMANCE (%)

	2023	2022	2021	2020	2019
Fund	7.92	-29.03	-4.99	11.17	12.05
Comparator	3.80	-28.71	-1.34	6.06	11.95
Relative	+4.12	-0.32	-3.65	+5.11	+0.10

All performance periods over a year will be annualised. Source: LGIM. Performance based on weekly mid-market prices before the deduction of fees. **Past performance is not a guide to the future.**



## FUND CHARACTERISTICS

The fund is invested in corporate bonds and gilts which are constituents of a customised index developed by Solactive AG in conjunction with LGIM, that are expected to broadly track changes in annuity prices.

The index excludes securities issued by companies on LGIM's Future World Protection List (FWPL). This list includes certain companies that LGIM considers to be failing to meet global business standards. Companies on the FWPL include companies considered as perennial violators of the United Nations Global Compact, certain companies involved in controversial weapons manufacturing and production, certain companies with involvement in mining and extraction of thermal coal, thermal coal power generation or oil sands. [www.lgim.com/fwpl](http://www.lgim.com/fwpl).

Following these exclusions, the index tilts to increase exposure to companies with higher LGIM ESG scores and decreases exposure to companies with lower LGIM ESG scores. Due to data limitations, LGIM may not be able to calculate an LGIM ESG score for all companies in the index. In such cases companies will be given a neutral weighting. A summary of LGIM's ESG Scoring system is available on request.

The fund may exclude securities issued by companies listed on LGIM's Climate Impact Pledge divestment list. This list includes companies, which after a certain period of engagement, continue to: (i) not perform well against LGIM's climate assessment; (ii) are unresponsive to engagement recommendations; and/or; fall behind in meeting LGIM's minimum standards. If the tracking deviation limit is exceeded, holdings of companies that are on the Climate Impact Pledge divestment list may be reduced rather than fully divested. [www.lgim.com/climate-impact-pledge](http://www.lgim.com/climate-impact-pledge).

The asset allocation is reviewed quarterly by the LGIM Solutions Team and will evolve over time to reflect changes in annuity pricing, market views of annuity price drivers and changing characteristics of the assets held. The fund is invested passively towards the customised index, holding the constituents with weightings that are generally proportionate to that of the index. The fund will not take short-term, tactical asset allocation positions.

The fund cannot provide full protection against changes in annuity rates for individual members as these also depend upon a number of other factors (e.g. changes to mortality assumptions).

## FUTURE WORLD PHILOSOPHY

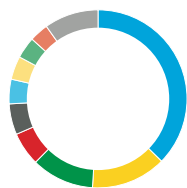
The Future World philosophy encapsulates how we identify long-term themes and opportunities, while managing the risks of a changing world

We use our scale and influence within the market to propel positive change on environmental, social and governance (ESG) issues, at the same time as seeking to achieve financial success

The Future World funds are for clients who want to express a conviction on ESG themes, across a broad array of asset classes and strategies

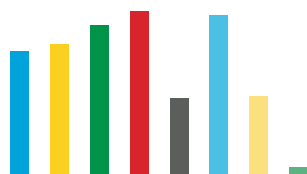
## PORTFOLIO BREAKDOWN

All data source LGIM unless otherwise stated. Totals may not sum due to rounding.



### SECTOR (%)

Gilts	37.4
Core Financials	13.6
Utilities	11.4
Housing Associations	6.1
Consumer Services	5.6
Consumer Goods	4.5
Telecommunications	4.2
Health Care	3.9
Industrials	3.4
Other	9.9



### YEARS TO MATURITY (%)

0 - 5 Years	13.9
5 - 10 Years	14.6
10 - 15 Years	16.7
15 - 20 Years	18.3
20 - 25 Years	8.7
25 - 30 Years	17.9
30 - 40 Years	8.9
40+ Years	0.9



■ Top 10 holdings 36.2%  
 ■ Rest of portfolio 63.8%  
 No. of issuers in fund 268

### TOP 10 HOLDINGS (%)

United Kingdom Gilt 4.25% 07 Dec 49	9.4
UK Treasury Bill 0.625% 31 Jul 35	5.5
United Kingdom Gilt 3.5% 22 Jan 45	4.0
United Kingdom Gilt 4.5% 07 Dec 42	3.9
UK Gilt 3.75% 22 Oct 53	3.7
United Kingdom Gilt 4% 22 Jan 60	3.3
United Kingdom Gilt 4.25% 07 Dec 55	2.6
Zurich Financial Services AG	1.6
United Kingdom Gilt 1.125% 31 Jan 39	1.3
Pfizer 2.735% 15 Jun 43	1.1

### CREDIT RATING (%)

AAA	0.7
AA	44.0
A	36.2
BBB	19.2

### COUNTRY (%)

United Kingdom	71.6
United States	13.7
Germany	3.0
France	2.6
Switzerland	2.4
Australia	1.5
Mexico	1.0
Italy	0.9
Netherlands	0.8
Other	2.5

Celebrating  
**25+**  
 Years

### FUND MANAGERS

The Fund's strategic asset allocation is set and maintained by LGIM's Portfolio Solutions team. This team has a wealth of experience and is drawn from financial, actuarial and consultancy backgrounds. They are involved in asset allocation work for a wide range of LGIM's clients, typically large pension and insurance funds.

The Index Fund Management team comprises 25 fund managers, supported by two analysts. Management oversight is provided by the Global Head of Index Funds. The team has average industry experience of 15 years, of which seven years has been at LGIM, and is focused on achieving the equally important objectives of close tracking and maximising returns.

## ESG COMMITMENT

From diesel emissions to oil spills, there have been many tangible examples in recent years of how failures in the way companies are run can have a harmful impact on the environment, society and investor returns. We believe responsible investing can mitigate the risk of such outcomes and has the potential to improve returns through the integration of environmental, social and governance (ESG) considerations, active ownership and long-term thematic analysis.

**65**  
/100

ESG score of fund

**60**  
/100

ESG score of benchmark

### ESG SCORE

We score companies based on environmental, social and governance factors. We use these scores to design ESG-aware tilted benchmarks which invest more in those companies with higher scores and less in those which score lower, while retaining the investment profile of a mainstream benchmark. The ESG Score is aligned to our engagement and voting activities. As a result, this portfolio has an aggregate ESG Score of **65** versus a mainstream benchmark of **60**.

In the fund, we invested more in **394 companies with higher scores** and less in **517 companies with lower scores**.

## ENVIRONMENTAL PERFORMANCE

Carbon dioxide (CO<sub>2</sub>) is the most significant contributor to greenhouse gas emissions which are driving climate change. Compared to a fund tracking the unadjusted benchmark, the fund will have a different exposure to current and future sources of carbon dioxide emissions.



↓ **13%**

Lower carbon reserves intensity than the unadjusted benchmark

### CARBON RESERVES INTENSITY

Carbon reserves are fossil fuels (coal, oil and gas) which, if burnt, will become the carbon emissions of the future. To meet global climate change targets, the unabated use of fossil fuels is expected to decline over time.

The figures below are a measure of the size of carbon reserves held by the fund's underlying companies.

**736**  
Fund

**846**  
Benchmark

**Tonnes of CO<sub>2</sub>e<sup>i</sup> per \$1 million of enterprise value including cash (EVIC)**

The fund has **13%** lower carbon reserves intensity<sup>ii</sup> compared to a fund tracking the unadjusted benchmark.

The difference in carbon reserves intensity means that for every \$1 million invested in the fund, the exposure to carbon reserves through the underlying companies is reduced by an amount equivalent to **110 tonnes of CO<sub>2</sub>e** compared to having invested in the unadjusted benchmark.



↓ **23%**

Lower carbon footprint than the unadjusted benchmark

### CARBON FOOTPRINT

Following the global Paris Agreement on climate change, companies in all sectors are expected to reduce their emissions to prepare and adapt for a low-carbon economy.

**46**  
Fund

**60**  
Benchmark

**Tonnes of CO<sub>2</sub>e per \$1 million of EVIC**

The fund has **23%** lower carbon footprint compared to a fund tracking the unadjusted benchmark. Carbon footprint describes the relationship between the carbon emissions of a company and its EVIC<sup>iii</sup>.

The difference in carbon footprint means that the fund has selected companies where, for the same level of EVIC, the associated emissions<sup>iv</sup> are lower by **14 tonnes of CO<sub>2</sub>e** compared to a fund tracking the unadjusted benchmark<sup>v</sup>.



For further information please go to [www.lgim.com/esginfo](http://www.lgim.com/esginfo)

**The comparisons shown for the ESG impacts are relative to the same universe of bonds as the fund with the same tilts to make the allocation annuity aware but without the ESG tilt.**

---

## NOTES

<sup>i</sup> Carbon dioxide equivalent (CO<sub>2</sub>e) is a standard unit to compare the emissions of different greenhouse gases.

<sup>ii</sup> This metric looks at the embedded carbon in the fossil fuel reserves owned by a company, divided by a company's enterprise value (including cash), to adjust for company size. This represents a carbon reserves intensity score for a company.

<sup>iii</sup> The choice of this metric follows best practice recommendations from the **Task Force on Climate-related Financial Disclosures**.

<sup>iv</sup> Data on carbon emissions from a company's operations and purchased energy is used.

<sup>v</sup> This measure is the result of differences in the weights of companies between the index or the fund and the benchmark, and does not depend on the amount invested in the fund. It describes the relative 'carbon efficiency' of different companies in the benchmark (i.e. how much carbon was emitted per unit of sales) or in the fund, not the contribution of an individual investor in financing carbon emissions.

### Third Party Disclaimers and Information

Unless otherwise indicated all data contained in this factsheet is sourced from Legal & General Investment Management Limited. Where this document contains third party data ("Third Party Data"), we cannot guarantee the accuracy, completeness or reliability of such Third Party Data and accept no responsibility or liability whatsoever in respect of such Third Party Data, or in respect of any loss or damage suffered by you, your client or any other party arising in connection with either the provision of Third Party Data or any inaccuracies, errors or omissions, regardless of cause in any Third Party Data.

Where we use third party data within this document, it is never used directly and instead it forms the basis of our own calculations; we do so under licence and with the providers' legal permission.

While all reasonable endeavours are taken to ensure the data provided is accurate, it is important to note that the data providers assume no responsibility for errors or omissions and cannot be held liable for damage arising from our use of their data within our calculations. Information is for recipients' internal use only.


Source: HSBC© HSBC 2024.

Powered by Refinitiv Information.

Powered by Sustainalytics 2024.

Source: ISS.

## RISK AND REWARD PROFILE



The summary risk indicator is a guide to the level of risk of this product compared to other products. It shows how likely it is that the product will lose money because of movements in the markets or because we are not able to pay you.

The risk indicator assumes you keep the product for 5 years. The actual risk can vary significantly if you cash in at an early stage and you may get back less.

## KEY RISKS

- The value of an investment and any income taken from it is not guaranteed and can go down as well as up; you may not get back the amount you originally invested.
- The return from your investment is not guaranteed and therefore you may receive a lower or higher return than you anticipated. There will be a variation in performance between funds with similar objectives due to the different assets selected.
- PMC's charges and associated transaction costs are subject to change, with notice for the former and without notice for the latter. Charges and transactions costs deducted from the policy reduce your potential for capital growth in the future.
- Tax rules and the treatment of income and capital gains could change in the future and may be applied retrospectively.
- Inflation reduces the purchasing power of money over time as the cost of purchasing goods and services increases. If the rate of inflation exceeds the rate of return on your portfolio, it will erode the value of your portfolio and its investments in real terms.
- In extreme market conditions it may be difficult to realise assets held for a fund and it may not be possible to redeem units at short notice. We may have to delay acting on your instructions to sell or the price at which you cancel the units may be lower than you anticipated.
- The value of a fund's assets may be affected by uncertainties such as international political developments, market sentiment, economic conditions, changes in government policies, restrictions on foreign investment and currency repatriation, currency fluctuations and other developments in the laws and regulations of countries in which investment may be made.
- PMC seeks to mitigate counterparty risk wherever possible on behalf of its policyholders through a variety of measures which include: each fund's non-cash assets being held with independent custodians, sweeping cash (where appropriate) overnight into the LGIM's range of Liquidity funds (above a de minimus level), using the delivery versus payment system when settling transactions and the use of central clearing for exchange traded derivatives and forward foreign exchange transactions. However, in the event of the failure of a counterparty, custodian or issuer there is a residual risk that a fund may suffer asset losses which are unrecoverable.

For more information, please refer to the Description of Funds [↗](#)

### Important information

Copyright © 2024 Legal & General. This document is subject to copyright. Any unauthorised use is strictly prohibited. All rights are reserved.

Issued by Legal and General Assurance (Pensions Management) Limited ("PMC") which is a life insurance company and manages this investment using an insurance policy notionally divided into a number of Funds. Registered in England and Wales No. 01006112. Registered Office: One Coleman Street, London, EC2R 5AA. Authorised by the Prudential Regulation Authority and Regulated by the Financial Conduct Authority and the Prudential Regulation Authority No. 202202. Legal & General Investment Management Limited has been appointed as the discretionary investment manager for this Fund, it is authorised and regulated by the Financial Conduct Authority No. 119272. All features described in this factsheet are those current at the time of publication and may be changed in the future. Nothing in this factsheet should be construed as advice and it is therefore not a recommendation to buy or sell securities. If in doubt about the suitability of this product, you should seek professional advice. Copies of the Key Features Document, Descriptions of Funds and associated policy documents are available free of charge on request. This document is only directed at investors resident in jurisdictions where our funds are registered for sale. It is not an offer or invitation to persons outside of those jurisdictions. We reserve the right to reject any applications from outside of such jurisdictions.

Source: Unless otherwise indicated all data contained in this factsheet is sourced from Legal & General Investment Management Limited. Where this document contains third party data ("Third Party Data"), we cannot guarantee the accuracy, completeness or reliability of such Third Party Data and accept no responsibility or liability whatsoever in respect of such Third Party Data.

Source: London Stock Exchange Group plc and its group undertakings (collectively, the "LSE Group"). ©LSE Group 2024. FTSE Russell is a trading name of certain of the LSE Group companies. FTSE® is a trade mark of the relevant LSE Group companies and is used by any other LSE Group company under license. All rights in the FTSE Russell indexes or data vest in the relevant LSE Group company which owns the index or the data. Neither LSE Group nor its licensors accept any liability for any errors or omissions in the indexes or data and no party may rely on any indexes or data contained in this communication. No further distribution of data from the LSE Group is permitted without the relevant LSE Group company's express written consent. The LSE Group does not promote, sponsor or endorse the content of this communication.

Internal Fund Code: EK



## SPOTLIGHT ON LEGAL & GENERAL INVESTMENT MANAGEMENT

We are one of Europe's largest asset managers and a major global investor, with assets under management of £1,159.2 billion (as at 31 December 2023). We work with a wide range of global clients, including pension schemes, sovereign wealth funds, fund distributors and retail investors.

Source: LGIM internal data as at 31 December 2023. The AUM disclosed aggregates the assets managed by LGIM in the UK, LGIMA in the US and LGIM Asia in Hong Kong (2018-2019 only). The AUM includes the value of securities and derivatives positions.

## DEALING INFORMATION

Units can be purchased, sold or switched on a designated dealing day. Funds are offered on a weekly or daily basis as below:

Weekly close	Yes
Daily close	Yes
Daily midday	Yes
NIS available	Yes

The Notional Income Service (NIS) is available from the weekly dealt version where indicated. Further information is available in the relevant operational procedures sheet and the Description of Funds [↗](#)

## TO FIND OUT MORE

 Visit [www.lgim.com](http://www.lgim.com)

 Call **+44 (0) 20 3124 3277**

We may record and monitor calls. Call charges will vary.